

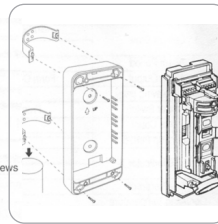
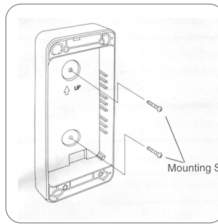
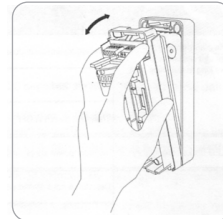
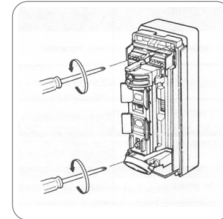
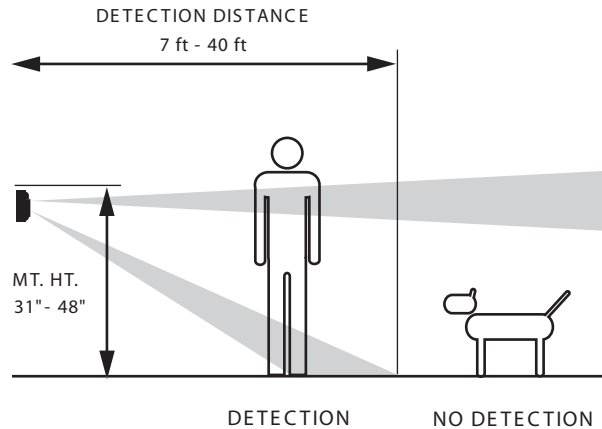
Dual-detector Outdoor Motion Detector

Outdoor Sensor

General Information

The Dual-Detection Outdoor Motion Detector can be placed up to 2000ft from the **tattletale™** alarm unit depending on objects and structures between the detector and the **tattletale™**. It is sensitive to moving heat (infrared radiation) and has an adjustable coverage area. The maximum coverage area is 40ft x 90°. It can operate normally between -4° and +122° F and is weather resistant. The 3V Lithium Battery provided will typically last for 2-3 years. The 9v battery included will typically last for 2-3 years.

CROSS 2 BEAMS = DETECTION
CROSS 1 BEAM = NO DETECTION



Mounting instructions:

For best detection mount the sensor so that intruders move across the field of view rather than directly towards it. Mount the detector 31" to 48" high. Use the enclosed brackets for pole mounting. Use the designated holes in the back box for screw mounting.

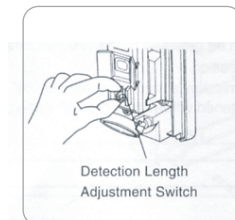
Changing the battery:

- If there is a rapidly flashing light on the **tattletale™** alarm unit that corresponds to the zone of your Dual-Beam Motion Detector then you should check the transmitter battery.
- Loosen the lock screw on the bottom of the front cover.
- Remove the two screws that hold the back box.
- Remove the back box.
- The gray case contains the transmitter. Using a screwdriver pry open the transmitter housing. This battery is a 3v lithium battery type # CR123A
- After replacing the transmitter battery press the small black RESET button located at the upper right hand corner of the transmitter circuit board.

This system also uses a 9v battery to power the sensor. When this battery fails the alarm will sound. Follow the procedure to open the detector. Un-clip the battery and replace with a new 9v battery.

Adjusting the distance of detection:

- Loosen the lock screw on the bottom of the detector front cover.
- Press and slide the detection length switch to the desired position (see diagram):
 - Position A = detection up to 40ft
 - Position B = detection up to 25ft
 - Position C = detection up to 16 ft
 - Position D = detection up to 7ft.



Protect Anything.
Anytime.
Anywhere.