

Water Level Detector

Indoor sensor



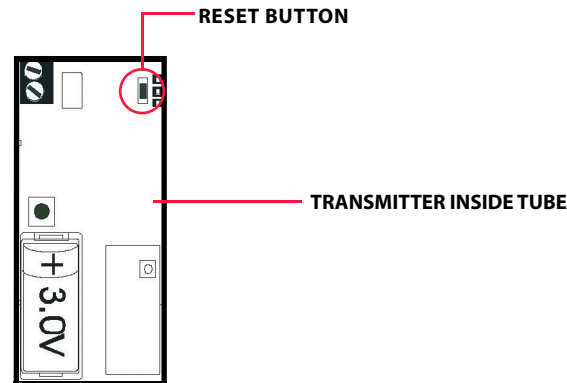

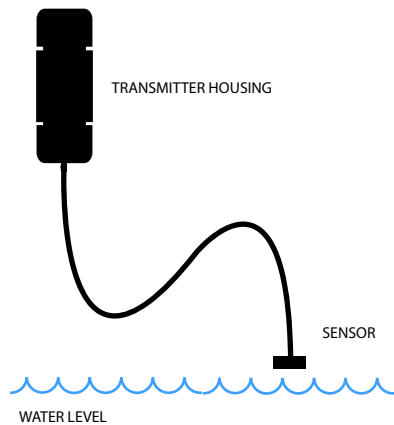
General information

The Water Level Detector can be placed up to 2000 feet away from the Tattletale depending on structures and objects in-between the detector and the tattletale.

The detector consists of a TRANSMITTER housing and a tethered SENSOR. The transmitter housing cannot be immersed in water. The probe should be placed in a DRY AREA at a point where you want to be alerted if water reaches that point.

Example:

To be alerted if your sump pump fails: place the probe on the floor near the sump. Mount the housing on the wall nearby. When water reaches the probe it will send a wireless signal to the tattletale and you will be alerted.



**Protect Anything.
Anytime.
Anywhere.**

Use up to 16 indoor sensors for each tattletale alarm unit.



Install the battery

- Unscrew endcap.
- Inside you will see a Water Detector Module (smaller) and a Transmitter (larger).
- Pull the Transmitter out of the case
- Using a small screwdriver, or a key, carefully insert the tool into the slot on one of the short ends of the transmitter and pry open the case.
- Insert the battery
- Press the reset button located next to the three metal pins, in the corner of the transmitter.
- Replace the cover on the transmitter.
- Replace the transmitter in the housing.
- Replace the end cap on the housing.

Setup instructions

Note the zone number on the label of each accessory and the location where you are mounting them. Write this down. You can call **tattletale** Activations at [redacted] to add this information to your account.

Mount the sensor

Determine the best location for the TRANSMITTER and SENSOR, near the water area.

- Using the included Velcro Dual Lock adhesive (included), or the integrated magnets, mount the transmitter housing on a vertical surface.

- Locate the sensor near the water area to be monitored

NOTE: DO NOT PLACE THE SENSOR BELOW THE WATER LEVEL

If the alarm is triggered

When the water level reaches the sensor a signal will be sent to the **tattletale** alarm unit and you will be notified by the monitoring station.

In order to reset the alarm you must dry off the contacts on the sensor.

NOTE: Wet contacts will continue to send an alarm signal.